

# Winter Tales

Presented by Bits 'N Pieces Puppet Theatre

*The Shoemaker and the Elves* Original Story  
by The Brothers Grimm

*Hans Brinker and the Silver Skates* Original Story  
by Mary Mapes Dodge

Performed by Jerry Bickel

# Bits 'N Pieces Winter Tales

Winter Tales includes three favorite winter stories: 'The Shoemaker and the Elves' performed with hand puppets; 'Hans Brinker and the Silver Skates' with shadow puppets; and 'Scrooge's Sing-a-Long' with marionettes. These three stories will warm your heart. The shoemaker and his wife



learn to give and receive. Hans Brinker thinks of his town first and his self last. Tiny Tim and Scrooge share a song or two filled with laughter. 'Tis the season for three great stories filled with good cheer.



## About Bits 'N Pieces Theatre

Bits 'N Pieces Puppet Theatre is an internationally performing children's theatre and makes its home in The Tampa Bay area. Founded in 1976 by Executive Director Jerry Bickel, Bits 'N Pieces is Tampa Bay's longest running children's theatre.

Bits 'N Pieces is dedicated to influencing the world of tomorrow by enchanting the children of today. Traditional puppet shows based on classic children's literature are presented throughout the year with a full repertory of puppetry styles from around the world including hand puppets, marionettes, rod puppets, and shadow puppets.

Through the theatrical retelling of classic children's stories, each with its own unique life lesson and moral, Bits 'N Pieces brings to life the magical wonderment of children's fantasy and reinforces the core values long told and emphasized by our great storytellers. Come out and see our classics!

Bits 'N Pieces Puppet Theatre is internationally recognized by the International Puppet Festival of Puppet Arts, has received the Atlanta Cultural Olympiad's Award for Excellence and Innovation in the Arts, as well as the Arts Council of Hillsborough County's Award for Excellence in Arts Education. Director Jerry Bickel serves as North American Councilor to the World Association of Puppeteers Assembly.

# Classroom Activities

## Vocabulary Words

shoes	hammer	clothes	song
shadow puppet	money	race	silver
doctor	wooden	reindeer	skates

## Rhyme

List the characters for the class. Ask the children to choose a specific character or event and to list rhyming words which match it. Ask the children to make a sentence using those words. For example: *race*: face, lace -- After the race she put the lace around her face. Point out that rhyming words do not always have similar spellings such as race and case. PreK-2: LA.D.2.1.2

## Show Plot Development in a Classroom Mural

Ask children to choose a favorite scene and draw three pictures which show the beginning situation in a scene, what happens during the scene, and how the situation has changed by the end of the scene. Display the pictures so they make a storytelling mural from beginning to end. PreK-2: LA.E.1.1.2 ; VA.A.1.1.1

## Creative Dramatics

Using the skills they learned and the puppets they made in the workshop, have the children act out the story or particular scenes of their choice. Include sound effects when appropriate. PreK-2: TH.B.1.1.1

Ask children to pretend to be a favorite character and explain some of the important things they did in the play. Ask why they chose that character. PreK-2: LA.C.3.1.1; LA.C.3.1.4; TH.A.1.1.1

## Creative Writing Exercises (for groups or individuals)

Write an "I was there" story about witnessing an event in the play such as when the Shoemaker sees the Elves. Begin your story with the phrase "I was there when ...".

Ask the children to pretend to be a favorite character. Write a letter to a friend about the play's events from that character's point of view. PreK-2: LA.B.1.1.2 ; LA.B.1.1.3

## Theatre Vocabulary

### Art

The use of a variety of means to express ideas, entertain and enlighten.

### Blocking

The movement of characters on the stage as planned by the director.

### Composer

The artist who creates original music.

### Dance

The expressive use of the body to convey a story, emotion and or pleasing visual effect.

### Shadow Puppet

A puppet operated in front of a bright light so that only its shadow is seen.

### Music

The art of making sound tell a story or have a meaning.

### Puppet

An inanimate object made to seem alive by the puppeteer who performs the show.

### Script

The written dialogue and stage action description of the play.

## Questions to ask before the show...

1. What will the characters look like? Have the students draw their ideas.
2. What is music? Can music tell the emotions of the singer? Think of a happy song. Think of a sad song. Without the words is the song still happy or sad?
3. Do you expect the story to be scary or funny? Why?

## Questions to ask after the show...

1. What did you like best about the show? What did you like the least?
2. Do you have to listen carefully to the words to understand the story?
3. Which character is your favorite? Why?
4. What was the mood of the show? Happy, scary, sad?

# Other Puppet Ideas for the Classroom

### Science

Make simple paper cut out puppets and present the water cycle. Show it rain, fill the lake, sink into the ground, feed the plants, evaporate and begin again.

### Literature

Make puppets to act out a scene from a book you are currently reading. Use shadow puppets cut from cardboard and projected with an overhead projector.

### Cultures

Investigate the puppets traditionally seen by children of a specific country. Find paintings and pictures of their puppets. Make a show from one of their traditional stories.

### History

Make a show based on past history of what's happening in the news today. Make a cardboard box puppet stage that looks like a television screen or an old history book.

### Art

Study famous paintings and make puppets of the figures. Tie to March with the World Day of Puppetry or April with America's Day of Puppetry.


### Music

Team up with the music teacher to write a show. Compose songs about "Who you are" and "What you want" or "How I'll get in the Way". Video tape for class enjoyment.


# Hans Brinker Races on Skates



# Help Hans Brinker Skate Home



# It's A-Mazing



# Reading the Show Poster

1.) What is the name of the show?

\_\_\_\_\_

-----

\_\_\_\_\_

-----

\_\_\_\_\_

2.) Who will present the show?

\_\_\_\_\_

-----

\_\_\_\_\_

-----

\_\_\_\_\_

3.) On what days will the show be presented?

\_\_\_\_\_

-----

\_\_\_\_\_

-----

\_\_\_\_\_

4.) How many acts are in the show?

\_\_\_\_\_

-----

\_\_\_\_\_

5.) What do you think the play will be about?

\_\_\_\_\_

-----

\_\_\_\_\_

6.) Do you already know the story? How?

\_\_\_\_\_

-----

\_\_\_\_\_



# Word Scramble

When you unscramble these letters they spell words from our play.

FEL

WNRTIE

ALET

EOSHS

NGSO

TKAESS

EPTPUP

LWIIMNLD

RVSLIE

CEAR

Word Scramble  
Answers  
tell  
winter  
tale  
shose  
song  
skates  
puppet  
windmill  
silver  
race

# Memory and Recall

Which of these were NOT in our Winter Tales puppet show? Circle the answers.

ELF

CAR

SNOW

TV

WOLF

PUPPETS

SKATES

SONGS

HAT

BALLOON

HAMMER

FROG

Memory  
Answers  
Frog  
TV  
Wolf  
Car  
Balloon

# Types of Puppets

## Crossword Clues

### ACROSS

- 2. These puppets are worked from above and very good for flying. In France, they say "Marionette."
- 5. Mr. Punch is one of these puppets. It attaches to your arm.

### DOWN

- 1. You can put five of these puppets on one hand.
- 2. Even with a bright stage light you can't see this puppet, you only see its \_\_\_\_\_.
- 3. These European and Javanese puppets are worked from underneath with sticks.
- 4. One of Bits 'N Pieces' really big puppets.

### Scrambled Answers

- NAHD
- GRENIF
- ATNGI
- ORD
- AHSWDO
- SITNRG

# Who? What? Where?

Read each question about the story. Write the answer.

1. Who are the characters in *The Shoemaker and the Elves*?

---

---

---

2. Where does the story take place?

---

---

---

3. What is the problem?

---

---

---

4. What are three main things that tell what happened in the story?

---

---

---

---

---

---

---

---

---

---

5. How was the problem solved?

---

---

---

## Story Map

Beginning (Who, Where, When):

Middle (Problem, Goal):

Ending (Solution):

# Who? What? Where?

Read each question about the story. Write the answer.

1. Who are the characters in *Hans Brinker and the Silver Skates*?

---

---

---

2. Where does the story take place?

---

---

---

3. What is the problem?

---

---

---

4. What are three main things that tell what happened in the story?

---

---

---

---

---

---

---

---

---

---

5. How was the problem solved?

---

---

---

## Story Map

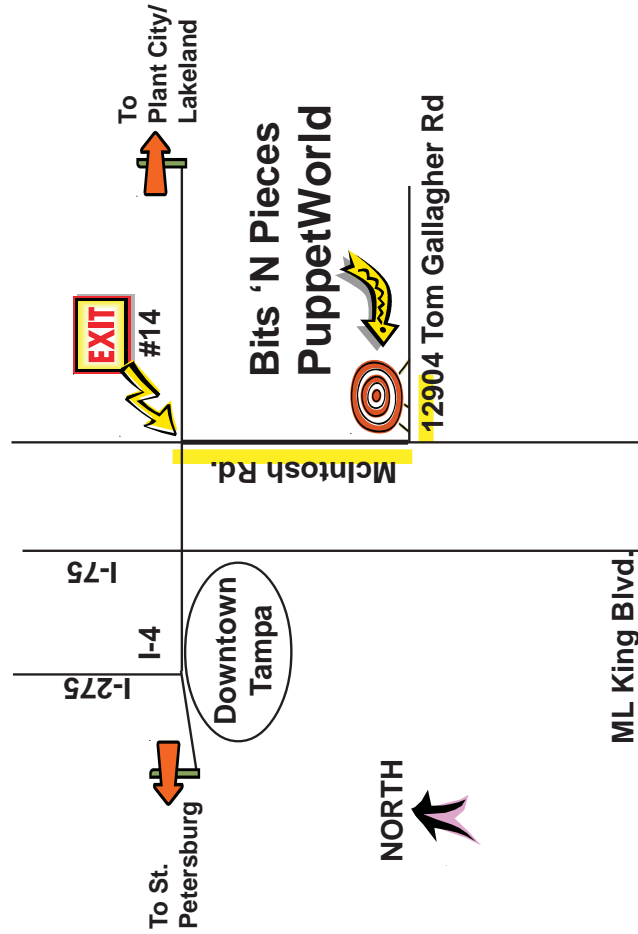
Beginning (Who, Where, When):

Middle (Problem, Goal):

Ending (Solution):



## Directions to Bits 'N Pieces PuppetWorld Playhouse



**Need help? Call Bits 'N Pieces  
Puppet Theatre at 659-0659.**

### **From Downtown Tampa**

Take I-4 east to exit #14 (McIntosh Road)  
Go south (right) at exit.  
Take McIntosh Rd. one mile to Tom Gallagher Road  
**YOU'RE THERE!**  
Bits 'N Pieces is on your left at Tom Gallagher Rd.

### **From Temple Terrace/ USF/New Tampa**

Take I-75 south to I-4 east  
Follow "From Downtown Tampa" directions

### **From Pinellas County**

Take I-275 to Tampa  
Follow "From Downtown Tampa" directions

### **From Crossstown Expressway/Sarasota/Bradenton**

Go north on I-75 to I-4 east  
Follow "From Downtown Tampa" directions

### **From Brandon**

From Highway 60, go north on Valrico Road to Martin Luther King Blvd.  
Turn east (right) on MLK Blvd  
Go to McIntosh Road  
Turn north (left) onto McIntosh and go 1.5 miles  
**YOU'RE THERE!**  
Bits 'N Pieces is on your left at Tom Gallagher Rd.

### **From Plant City/ Lakeland**

Go west on I-4 to exit #14 (McIntosh Road)  
Go south (left) at exit.  
Take McIntosh Rd. one mile to Tom Gallagher Road  
**YOU'RE THERE!**  
Bits 'N Pieces is on your left at Tom Gallagher Rd.

**See You at the Show!!**

**12904 Tom Gallagher Rd 33527**

**Need help? Call Bits 'N Pieces at 813-659-0659.**

# Florida Department of Education

## Sunshine State Standards

### PreK-2

#### Language Arts

**LA.A.1.1. Reading: The student uses the reading process effectively.**

3. uses knowledge of appropriate grade-, age-, and developmental-level vocabulary in reading.

**LA.A.1.1. Reading: The student uses the reading process effectively.**

4. increases comprehension by rereading, retelling, and discussion.

**LA.A.2.1. Reading: The student constructs meaning from a wide range of texts.**

1. predicts what a passage is about based on its title and illustrations.

**LA.B.1.1. Writing: The student uses writing processes effectively.**

2. drafts and revises simple sentences and passages, stories, letters, and simple explanations that express ideas clearly; show an awareness of topic and audience; have a beginning, middle, and ending; effectively use common words; have supporting detail; and are in legible printing.
3. produces final simple documents that have been edited for: correct spelling; appropriate end punctuation; correct capitalization of initial words, "I", and names of people; correct sentence structure; and correct usage of age-appropriate verb/subject and noun/pronoun agreement.

**LA.C.3.1. Listening, viewing, and speaking: The student uses speaking strategies effectively.**

1. speaks clearly and at a volume audible in large- or small-group settings.
4. uses eye contact and simple gestures to enhance delivery.

**L.A.D.2.1. Language: The student understands the power of language.**

2. identifies and uses repetition, rhyme, and rhythm in oral and written text.

**LA.E.1.1. Literature: The student understands the common features of a variety of literary forms.**

1. knows the basic characteristics of fables, stories, and legends.
2. identifies the story elements of setting, plot, character, problem, and solution/resolution.

#### The Arts / Dance

**DA.B.1.1. Creation and Communication. The student understands dance is a way to create meaning.**

1. understands how gestures and movement communicate meaning.

#### The Arts / Theatre

**TH.A.1.1. Skills and Techniques: The student acts by developing, communicating, and sustaining characters in improvisation and formal or informal productions.**

1. creates imagined characters, relationships, and environments, using basic acting skills (e.g., sensory recall, concentration, pantomime, and vocal improvisation).
2. creates, individually and in groups, animate and inanimate objects through the movement of the human body, (e. g., pantomimes, living and nonliving objects such as rocks, trees and celestial objects).

**TH.B.1.1. Creation and Communication: The student improvises, writes, and refines scripts based on heritage, imagination, literature, history, and personal experiences.**

1. creates simple scenes that have a setting, dialogue, and plot.

#### The Arts / Visual Arts

**VA.A.1.1. Skills and Techniques: The student understands and applies media, techniques, and processes.**

1. uses two-dimensional and three-dimensional media, techniques, tools, and processes to depict works of art from personal experiences, observation, or imagination.