



ROBIN HOOD

BITS 'N PIECES PUPPET THEATRE

Tampa Bay's Longest Running Children's Theatre

See us on the web at www.PuppetWorld.com

CONTACT US at 813-659-0659 • JBickel663@aol.com

THE ADVENTURES OF ROBIN HOOD



Good King Richard was away from England. An evil Sheriff was in charge and it was a bad time for the people of Nottingham. The sheriff stole from the poor people every day. It was Robin Hood who stopped the Sheriff from committing crimes every time he could.

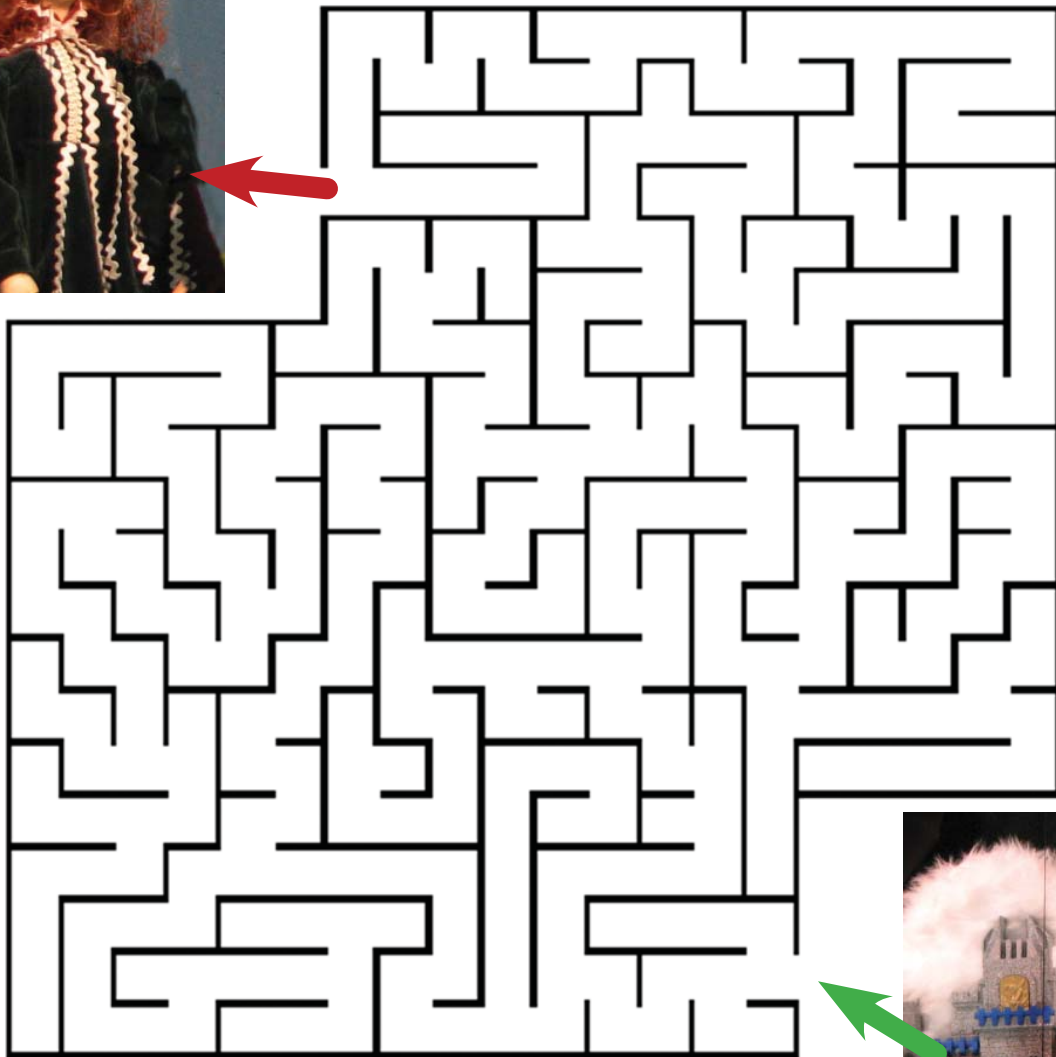
Finally the evil Sheriff decided to trick Robin Hood. He would have a tournament to find the best archer in the land. He would offer the prize of a solid golden arrow. He would trap Robin Hood at the archery match and throw him in the dungeon.

Robin Hood met his merry men, Little John and Friar Tuck. They warned Robin about the Sheriff's trap. They told Robin about the Sheriff's plan to throw Maid Marion into the dungeon. They asked Robin to stay away. But Robin was a hero and saved the day.



This program is sponsored in part by the Hillsborough County Public Schools, Arts Council of Hillsborough County, Hillsborough County Board of County Commissioners, Florida State Division of Cultural Affairs, Florida Arts Council, National Endowment for the Arts, presenters across the United States, and You!

Help Robin Find Marion



Other Puppet Ideas for the Classroom

Science

Make simple paper cut out puppets and present the water cycle. Show it rain, fill the lake, sink into the ground, feed the plants, evaporate and begin again.

Literature

Make puppets to act out a scene from a book you are currently reading. Use shadow puppets cut from cardboard and projected with an overhead projector.

Cultures

Investigate the puppets traditionally seen by children of a specific country. Find paintings and pictures of their puppets. Make a show from one of their traditional stories.

History

Make a show based on past history of what's happening in the news today. Make a cardboard box puppet stage that looks like a television screen or an old history book.

Art

Study famous paintings and make puppets of the figures. Tie to March with the World Day of Puppetry or April with America's Day of Puppetry.

Music

Team up with the music teacher to write a show. Compose songs about "Who you are" and "What you want" or "How I'll get in the Way". Videotape for class enjoyment.

Answers to Crossword Puzzle:
Across
2. String
5. Hand
Down
1. Finger
2. Shadow
3. Rod
4. Giant

Vocabulary

Art

The use of a variety of means to express ideas, entertain and enlighten.

Blocking

The movement of characters on the stage as planned by the director.

Composer

The artist who creates original music.

Dance

The expressive use of the body to convey a story, emotion and or pleasing visual effect.

Marionette

A string puppet operated from overhead.

Music

The art of making sound tell a story or have a meaning.

Puppet

An inanimate object made to seem alive by the puppeteer who performs the show.

Script

The written dialogue and stage action description of the play.

Questions to ask before the show...

1. What will the characters look like? Have the students draw their ideas.
2. What is music? Can music tell the emotions of the singer? Think of a happy song. Think of a sad song. Without the words is the song still happy or sad?
3. Do you expect the story to be scary or funny? Why?

Questions to ask after the show...

1. What did you like best about the show? What did you like the least?
2. Do you have to listen carefully to the words to understand the story?
3. Which character is your favorite? Why?
4. What was the mood of the show? Happy, scary, sad?

Types of Puppets

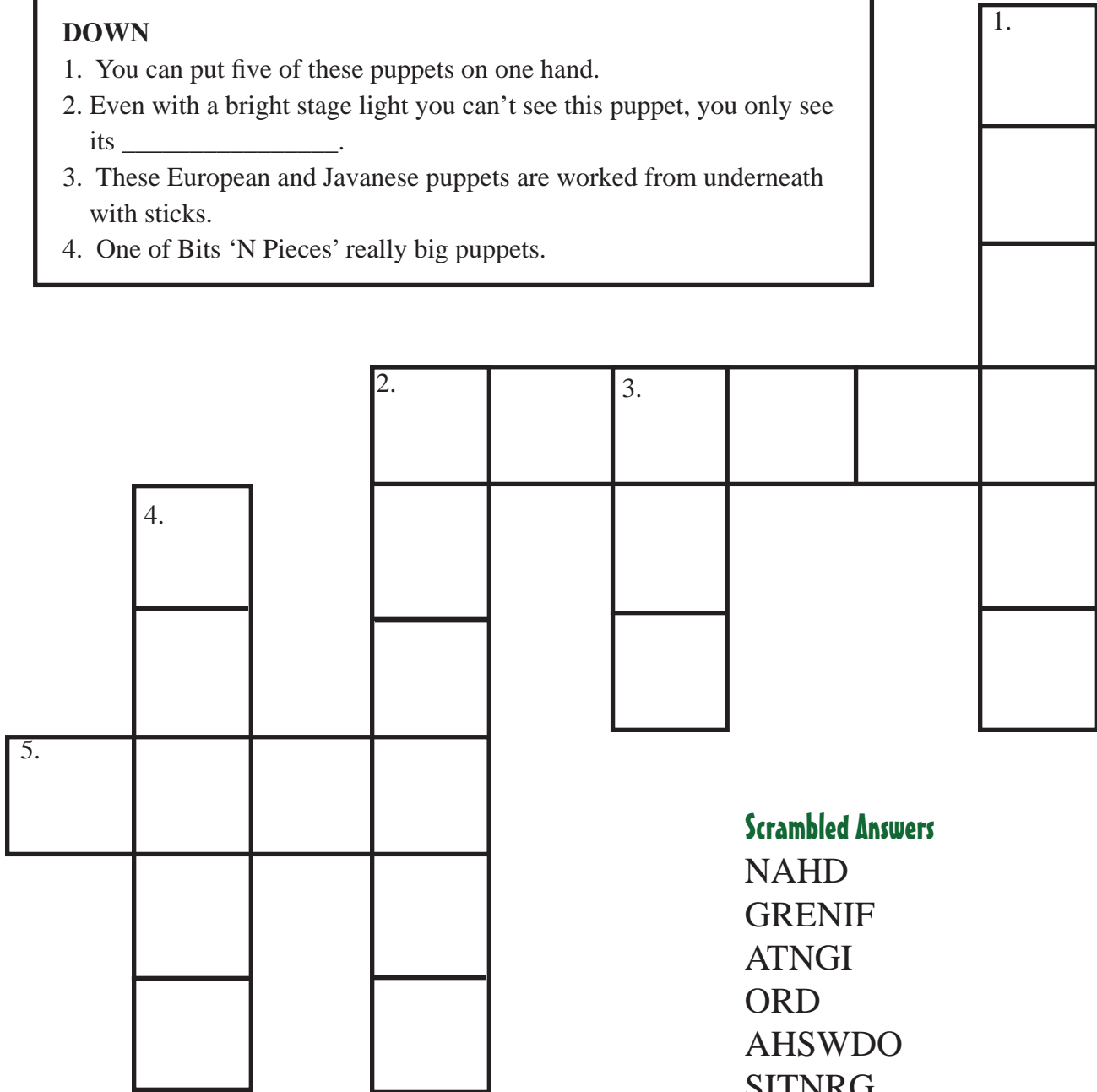
Crossword Clues

ACROSS

- These puppets are worked from above and very good for flying. In France, they say "Marionette."
- Mr. Punch is one of these puppets. It attaches to your arm.

DOWN

- You can put five of these puppets on one hand.
- Even with a bright stage light you can't see this puppet, you only see its _____.
- These European and Javanese puppets are worked from underneath with sticks.
- One of Bits 'N Pieces' really big puppets.



Scrambled Answers

NAHD
 GRENIF
 ATNGI
 ORD
 AHSWDO
 SITNRG

COLOR ME!



Robin Hood and his trusty bow and arrow.

How Much Money?

Robin Hood gave money to the poor. Count the money below and write in the correct totals for each type of coin.



Color the pennies brown.

How many pennies are there? _____

Color the nickels blue.


How many nickels are there? _____

Color the dimes gray.


How many dimes are there? _____

Color the quarters green.


How many quarters are there? _____



COLOR ME!



Robin Hood lives in Sherwood Forest. Finish the drawing of this tree from the forest.




COLOR ME!

Rr




raft



rocket



ring



rock



rabbit

Robin Hood's name begins with the letter R. Trace the letters for these things that also begin with R.



ROBIN __OOD



CA __TLE



TAR __ET



RO __IN and __ARION

Fill in the blank with the missing letter: G S M H B



From Downtown Tampa
 Take I-4 east to exit #14 (McIntosh Road)
 Go south (right) at exit.
 Take McIntosh Rd. one mile to Tom Gallagher Road
YOU'RE THERE!
 Bits 'N Pieces is on your left at Tom Gallagher Rd.

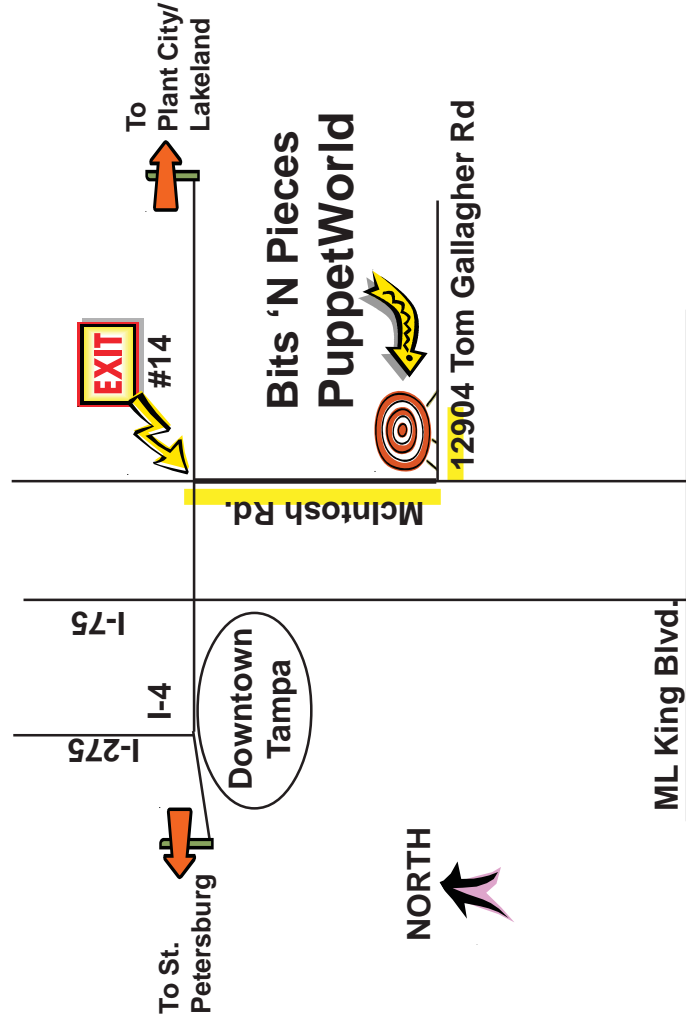
From Temple Terrace/ USF/New Tampa
 Take I-75 south to I-4 east
 Follow "From Downtown Tampa" directions

From Pinellas County
 Take I-275 to Tampa
 Follow "From Downtown Tampa" directions

From Crosstown Expressway/Sarasota/Bradenton
 Go north on I-75 to I-4 east
 Follow "From Downtown Tampa" directions

From Brandon
 From Highway 60, go north on Valrico Road to Martin Luther King Blvd.
 Turn east (right) on MLK Blvd
 Go to McIntosh Road
 Turn north (left) onto McIntosh and go 1.5 miles
YOU'RE THERE!
 Bits 'N Pieces is on your left at Tom Gallagher Rd.

From Plant City/ Lakeland
 Go west on I-4 to exit #14 (McIntosh Road)
 Go south (left) at exit.
 Take McIntosh Rd. one mile to Tom Gallagher Road
YOU'RE THERE!
 Bits 'N Pieces is on your left at Tom Gallagher Rd.



**Need help? Call Bits 'N Pieces
 Puppet Theatre at 659-0659.**

**See You at the Show!!
 Need help? Call Bits 'N Pieces at 813-659-0659.**

Florida Department of Education

Sunshine State Standards

PreK-2

Language Arts

LA.A.1.1. Reading: The student uses the reading process effectively.

3. uses knowledge of appropriate grade-, age-, and developmental-level vocabulary in reading.

LA.A.1.1. Reading: The student uses the reading process effectively.

4. increases comprehension by rereading, retelling, and discussion.

LA.A.2.1. Reading: The student constructs meaning from a wide range of texts.

1. predicts what a passage is about based on its title and illustrations.

LA.B.1.1. Writing: The student uses writing processes effectively.

2. drafts and revises simple sentences and passages, stories, letters, and simple explanations that express ideas clearly; show an awareness of topic and audience; have a beginning, middle, and ending; effectively use common words; have supporting detail; and are in legible printing.

3. produces final simple documents that have been edited for: correct spelling; appropriate end punctuation; correct capitalization of initial words, "I", and names of people; correct sentence structure; and correct usage of age-appropriate verb/subject and noun/pronoun agreement.

LA.C.3.1. Listening, viewing, and speaking: The student uses speaking strategies effectively.

1. speaks clearly and at a volume audible in large- or small-group settings.
4. uses eye contact and simple gestures to enhance delivery.

L.A.D.2.1. Language: The student understands the power of language.

2. identifies and uses repetition, rhyme, and rhythm in oral and written text.

LA.E.1.1. Literature: The student understands the common features of a variety of literary forms.

1. knows the basic characteristics of fables, stories, and legends.
2. identifies the story elements of setting, plot, character, problem, and solution/resolution.

The Arts / Dance

DA.B.1.1. Creation and Communication. The student understands dance is a way to create meaning.

1. understands how gestures and movement communicate meaning.

The Arts / Theatre

TH.A.1.1. Skills and Techniques: The student acts by developing, communicating, and sustaining characters in improvisation and formal or informal productions.

1. creates imagined characters, relationships, and environments, using basic acting skills (e.g., sensory recall, concentration, pantomime, and vocal improvisation).

2. creates, individually and in groups, animate and inanimate objects through the movement of the human body, (e. g., pantomimes, living and nonliving objects such as rocks, trees and celestial objects).

TH.B.1.1. Creation and Communication: The student improvises, writes, and refines scripts based on heritage, imagination, literature, history, and personal experiences.

1. creates simple scenes that have a setting, dialogue, and plot.

The Arts / Visual Arts

VA.A.1.1. Skills and Techniques: The student understands and applies media, techniques, and processes.

1. uses two-dimensional and three-dimensional media, techniques, tools, and processes to depict works of art from personal experiences, observation, or imagination.